













All Saints CE Primary School and Nursery
Nurturing, Resilience and Achievement for all!
"I have come that you might have life – life in all its fullness", John 10.10
Love Kindness Resilience Understanding

Nursery Curriculum Overview

	Autumn 1	Autumn 2	Spring 1	Spring 2	Summer 1	Summer 2
Key themes	Our new school	Celebrating	Animals and people	Growing	Changes and Emotions	Summer Fun
Books we are reading	   	   	     	    	    	    

Communication and Language						
Listening, Attention and Understanding	<p>Key skills:</p> <p>Active listening skills</p> <p>Following simple instructions</p> <p>Listening to simple stories and understand what is happening.</p> <p>Learning simple songs.</p>		<p>Key skills:</p> <p>Listening to longer stories and remember what is happening.</p> <p>Following a two part instruction.</p> <p>Understanding where, what, who questions.</p>		<p>Key skills:</p> <p>Building up a large repertoire of songs that are known by heart.</p> <p>Re-telling familiar stories.</p> <p>Understanding why questions.</p>	
Speaking	<p>Key skills:</p> <p>Offering ideas in small groups</p> <p>Using talk to communicate needs, news, feelings and ideas.</p> <p>Speaking in simple sentences.</p> <p>Joining in with familiar rhymes.</p> <p>Vocabulary building (EAL)</p>		<p>Key skills:</p> <p>Learning and using new vocabulary.</p> <p>Speaking in whole class situations.</p> <p>Speaking in longer sentences.</p> <p>Vocabulary building (EAL)</p>		<p>Key skills:</p> <p>Asking simple questions.</p> <p>Communicating interests in more detail.</p> <p>Expressing a point of view.</p> <p>Vocabulary building (EAL)</p>	
Literacy						
Phonics	Level 1	Level 1	Level 1	Level 1	Level 1	Level 1
English	<p>Nursery Rhymes</p> <p>Owl Babies</p> <p>The Big Book of Families</p> <p>The Three Little Pigs</p>	<p>Pumpkin Soup</p> <p>Goodbye Autumn, Hello Winter</p> <p>Kipper's Birthday</p> <p>The Nativity Story</p>	<p>The Snowflake</p> <p>What the Ladybird Heard</p> <p>The Gruffalo</p> <p>The Gruffalo's child</p> <p>Goldilocks and the Three Bears.</p>	<p>The Tiny Seed</p> <p>Jack and the Beanstalk</p> <p>Elmer's Weather</p> <p>The Easter Story</p>	<p>Animal Babies</p> <p>Aliens Love Underpants</p> <p>Lost and Found</p> <p>The paper Dolls</p> <p>Which Food Will You Choose?</p>	<p>Very Important Dinosaurs</p> <p>Peace at Last</p> <p>Bunnies in a Boat</p> <p>Big book of Vehicles</p>

		Poo in the Zoo	Oi Frog	Kitchen Disco	Little Rabbit Foo Foo	Hairy MacLary's from Donaldson's Dairy
Mathematics						
	<p>Daily counting and number work</p> <p>Recognising numerals around the room and in texts</p> <p>Joining in number rhymes, counting games and numeral matching</p> <p>Counting items (conkers/leaves/firework sounds)</p> <p>Learning language to describe shapes</p> <p>Exploring 2D shapes</p> <p>Making models with 3D shapes.</p> <p>Identifying patterns in the environment.</p> <p>Subitising to 3.</p>	<p>Counting sounds</p> <p>Reciting numbers to 10</p> <p>Understanding that we use one number for each item, when counting.</p> <p>Matching numeral to quantity</p> <p>Labelling amounts in group e.g. how many eggs in the basket?</p> <p>Recording quantities</p> <p>Comparing the length of items</p> <p>Comparing the size and weight of items</p> <p>Understanding <i>first/next</i></p> <p>Describing the journeys we take around the school and on the way to school.</p>	<p>Using fingers to represent quantities</p> <p>Partitioning of numbers</p> <p>Repeating patterns</p> <p>Learning positional vocabulary</p> <p>Building enclosures for farm and zoo animals</p> <p>Writing numbers 1 to 10</p> <p>Solving real world mathematical problems with numbers up to 3.</p> <p>Recognising that each number is one more than the one before.</p> <p>Comparing and using language: 'more than', 'fewer than'.</p> <p>Representing 1 - 3 on fingers, on a tens frame and with objects.</p> <p>Everyday language to discuss length, size, height, weight, time, position and capacity.</p>			
Physical development						
PE	<p>Running in a space</p> <p>Kicking a ball</p> <p>Jumping with two feet</p>	<p>Catching a large ball</p> <p>Climbing on apparatus</p> <p>Balancing on one leg</p> <p>Pedalling a bike</p>	<p>Learning to hop and skip</p> <p>Using balancing skills in games</p>	<p>Creating own movements to music</p> <p>Catching and throwing</p>	<p>Learn sequences of movements to music</p> <p>Climbing over apparatus in different ways</p>	<p>Taking part in team games</p>

Health and self-care	Using the toilet Learning when and how to wash hands correctly Talking about how their body feels (hot, cold, thirsty, tired) Trying different fruits and foods.		Putting on coats and shoes (including zips) independently Learning about the importance of teeth brushing Identifying different parts of the body.		Discussing the effect exercise/activity has on their body. Learning some healthy choices we can make with regard to physical activity, food, sleep and hygiene (including oral hygiene).	
Fine motor skills	Learning how to mould and cut playdough Building up muscles in hands using peg boards, threading, tearing and scrunching paper Using scissors to snip		Using scissors to cut lines and circles Joining materials together using sellotape Using chalks and sticks to make big lines and shapes		Using a pencil to make marks on paper Using a pencil to make recognisable shapes (including letters) on paper	
Life stages						
Life skills (PSHE)	Me and My relationships	Valuing Differences	Keeping Safe	Rights and Respect	Being my Best	Growing and Changing
Online Safety		How to be a good friend online	Keeping personal information safe	Understand that what they read online might be true, untrue, or someone's opinion	Cyberbullying/inappropriate websites for older children/popups	Upsetting images/unreliable information/Talking to strangers online/reporting
Self - regulation, managing self and building relationships	All Saints Early Years Learning Powers - Explorasaurus, Thinkasaurus and Tryasaurus Learning how to use the resources in the nursery classroom and garden Learning how to share Understanding the classroom rules		Understanding of rules in nursery and the rest of the school Talking about their feelings Building up friendships		Understanding other people's emotions. Building up independence, resilience and perseverance. Solving problems and conflicts with others Taking interest in other people.	
Understanding of the World						
Religious/cultural Education	Creation - Why is the word God so important to Christians?	The Christmas Story Thanksgiving	Chinese New Year	The Easter Story St David's Day	Noah's Ark Independence Day	Buddhism

<p>Topics UTW EAD</p>	<p>Our Nursery, Our School, Our families, Nursery Rhymes, The Three Little Pigs</p> <ul style="list-style-type: none"> • Making sense of their own life story • Joining in rhymes with their voices and musical instruments • Investigating different materials 	<p>Bonfire Night, Autumn, Shapes, Birthdays, The Nativity Story, Christmas</p> <ul style="list-style-type: none"> • Exploring natural materials • Learning about different celebrations • Performing a Christmas play 	<p>Winter, Animals, Forests, People's Jobs, Goldilocks and the Three Bears</p> <ul style="list-style-type: none"> • Drawing faces • Learn about different occupations • Understanding the world is made up from different countries 	<p>Spring, Plants, Eggs, Weather, Jack and the Beanstalk, The Easter story</p> <ul style="list-style-type: none"> • Planting seeds and caring for them • Storytelling using small world creatures • Learning to sing songs with the correct melodic shape. 	<p>Colours, life cycles, healthy bodies, The Paper Dolls</p> <ul style="list-style-type: none"> • Exploring colour mixing • Understanding life cycle of some animals. • Expressing opinions on art and music • Show emotions in their creations. 	<p>Dinosaurs, Summer, Seaside, Vehicles, Sports Day,</p> <ul style="list-style-type: none"> • Understanding Forces • Using different senses to make observations • Understanding how they have changed since they started nursery
-------------------------------	---	---	---	--	---	---