

Welcome to Year Two!



Mrs Davidson and Mrs Manning



About Year Two

Class Teachers: Mrs Davidson Monday/Tuesday/Friday AM

Mrs Manning Wednesday/Thursday/Friday PM

Teaching Assistants: Mrs Grey – Every morning.

Mrs Newman – Every afternoon.

Mrs Mullord – Every morning.











We will also have PE lessons from a Sports Coach through Kitteridge All Sports, and Mrs Wignall will lead our Forest School Lessons (when it's our turn!).

Children

30 children: 17 girls and 13 boys.

About Year Two

- Water bottle in school daily please.
- Drop off at school gate 08:40-08:50.
- Pick up outside classroom (15:15), continue to let us know of any changes please! If pick up arrangements change, please notify the office.
- Please name everything! Children will keep their jumpers / cardigans in their named drawer. Named pegs will be used for coats, book bags and hats.

All Saints CE School, Bishop's Stortford					
YEAR 2		Autumn			
CORE SUBJECTS					
Maths  <p>This term we are going to learn about the four operations: addition, subtraction, multiplication and division. We will be using our knowledge of these to solve problems.</p> <p>We will also be learning about fractions and decimals. We will be using our knowledge of these to solve problems.</p> <p>We will also be learning about geometry. We will be using our knowledge of this to solve problems.</p>	English  <p>This term we are going to learn about the four operations: addition, subtraction, multiplication and division. We will be using our knowledge of these to solve problems.</p> <p>We will also be learning about fractions and decimals. We will be using our knowledge of these to solve problems.</p> <p>We will also be learning about geometry. We will be using our knowledge of this to solve problems.</p>	Science  <p>This term we are going to learn about the four operations: addition, subtraction, multiplication and division. We will be using our knowledge of these to solve problems.</p> <p>We will also be learning about fractions and decimals. We will be using our knowledge of these to solve problems.</p> <p>We will also be learning about geometry. We will be using our knowledge of this to solve problems.</p>	Computing  <p>This term we are going to learn about the four operations: addition, subtraction, multiplication and division. We will be using our knowledge of these to solve problems.</p> <p>We will also be learning about fractions and decimals. We will be using our knowledge of these to solve problems.</p> <p>We will also be learning about geometry. We will be using our knowledge of this to solve problems.</p>		
FOUNDATION SUBJECTS					
Geography  <p>This term we are going to learn about the four operations: addition, subtraction, multiplication and division. We will be using our knowledge of these to solve problems.</p> <p>We will also be learning about fractions and decimals. We will be using our knowledge of these to solve problems.</p> <p>We will also be learning about geometry. We will be using our knowledge of this to solve problems.</p>	R.E  <p>This term we are going to learn about the four operations: addition, subtraction, multiplication and division. We will be using our knowledge of these to solve problems.</p> <p>We will also be learning about fractions and decimals. We will be using our knowledge of these to solve problems.</p> <p>We will also be learning about geometry. We will be using our knowledge of this to solve problems.</p>	History  <p>This term we are going to learn about the four operations: addition, subtraction, multiplication and division. We will be using our knowledge of these to solve problems.</p> <p>We will also be learning about fractions and decimals. We will be using our knowledge of these to solve problems.</p> <p>We will also be learning about geometry. We will be using our knowledge of this to solve problems.</p>	D&T  <p>This term we are going to learn about the four operations: addition, subtraction, multiplication and division. We will be using our knowledge of these to solve problems.</p> <p>We will also be learning about fractions and decimals. We will be using our knowledge of these to solve problems.</p> <p>We will also be learning about geometry. We will be using our knowledge of this to solve problems.</p>	Art  <p>This term we are going to learn about the four operations: addition, subtraction, multiplication and division. We will be using our knowledge of these to solve problems.</p> <p>We will also be learning about fractions and decimals. We will be using our knowledge of these to solve problems.</p> <p>We will also be learning about geometry. We will be using our knowledge of this to solve problems.</p>	

Parent Handbook

There is a comprehensive 'Parent Handbook' prepared each year with information about:

- Home and school communication – please read fortnightly newsletter
- Parent consultations (pupil review)
- School meals
- Uniform
- Dropping off and collection arrangements
- Breakfast club
- After school club
- Punctuality and attendance (including holidays in term time)
- It can be found at - [Welcome to All Saints C of E Primary School and Nursery](#)

Transition from Year 1


Year 2 Draft Autumn timetable



Time	Monday	Tuesday	Wednesday	Thursday	Friday
8:40-9:00	Number formation	Maths activities	CEW Spelling Practise	CEW Spelling Practise	Maths activities
9-9:30	Phonics	Phonics	Phonics	Phonics	Embedding Number
9:30-10:20	Maths	Maths	English	English	Maths
10:20-10:35	Break	Break - Duty	Break	Break	Break
10:35-12:00	Maths	Maths	English	English	English
12:00-1:00	Lunch	Lunch	Lunch	Lunch	Lunch
1:00-1:10	Mindfulness	Mindfulness	Mindfulness	Mindfulness	Mindfulness
1:10-1:25	Embedding Number	Embedding Number	Fred's Resource Whole Class reading	1:10-1:45 - <u>PE</u> (Sports Coach)	Spellings
1:25-1:45	Fred's Resource Whole Class reading	Love for Reading Hearing Readers	Science/Computing	1:45-2:15 Love for Reading - Hearing Readers	Music
1:45-2:45	RE	DT/Art/History/Geography		PSHE	PE
2:50-3:10	Collective Worship (Hall)	Collective Worship (Class)	Singing Assembly	KS1 Collective Worship	2:30-Celebration Assembly
3.15	Home Time	Home Time	Home Time	Home Time	Home Time

Year Two curriculum

- Please find attached a curriculum plan for the year.
- A curriculum newsletter for the Autumn term.
- Nurturing Nurses. Please get in touch if you can help.
- These can be found on our website: Allsaints.herts.sch.uk - Curriculum



All Saints CE Primary School and Nursery
Nurturing, Resilience and Achievement for all!

"I have come that you might have life - life in all its fullness", John 10:10
Love Kindness Resilience Understanding

Year 2 Curriculum Overview						
	Autumn 1	Autumn 2	Spring 1	Spring 2	Summer 1	Summer 2
English	Traction man (Narrative- character description) 2w Focus: basic sentence structure. Character description using noun phrases.	The owl who was afraid of the dark (Narrative meeting tale/ classic) 4w Focus: sentence structure, capital letters and full stops. Expanding sentences.	Little red riding hood (Narrative- traditional tale) 3w Focus: story language and sentence starters. Description of setting and character.	George and the dragon legend 3w (Narrative – legend/defeat the monster) Focus: story language and sentence starters. Description of setting and character.	The crow's tale (Narrative - fable) 4w Focus: story language and sentence starters. Description of setting and character.	Stardust (Narrative- journey) 3w Focus: consolidation.
	The way back home (Narrative: meeting tale/sci-fi) 3w Focus: description, sentence structure including compound sentences.	Where the wild things are (non-fiction - information text) 3w Focus: format, selects information, noun phrases.	How to make a rascally cake (Non-fiction - instructions) 2w Focus: time adverbials, noun phrases.	The great fire of London (Non-fiction - diary) 3w Focus: format, first person, sequencing.	The day the crayons quit 2w (Non-fiction - Persuasive Letter) Focus: format, attempts viewpoint.	In my heart (Non-fiction) - Lyrical explanation with PSHE link) 2w Focus: vocabulary, format.
	Poetry writing project (whole school unit) 2w Focus: noun phrases, vocabulary choices.					10 things in a wizard's pocket (list poem) (1w) Focus: vocabulary, structure, performance.
Maths	Place Value to 100 Tens and Ones Count in 3s Number facts to 20 Tens that make 100 Add and subtract two digits and one digit	Money-counting and finding change Two step money problems Equal and unequal groups	Counting in 2s, 5s and 10s Dividing by 2,5 and 10 Odd and even numbers Statistics- Tally charts Pictograms Block Diagrams	2D shapes 3D shapes Symmetry Half, quarters, and thirds	Measure in centimetres and metres Solve problems with length Describing turns and movements	Time-O'clock, half past, quarter to and quarter past Durations of time Measure mass Use litres and millilitres Temperature
Science	Growth and survival		Use of everyday materials	Plants	Living Things and Habitats.	
Religious Education	Creation—Who made the world?	Incarnation—Why does Christmas matter to Christians?	Gospel—What is the good news that Jesus brings?	Salvation—Why does Easter matter to Christians?	Islam—who is a Muslim and what do they believe?	

Expectations and Behaviour

- We try our best and work hard to show our school values. This term we will focus on skills of resilience.
- Class rewards:
- Stickers
- Lucky dip jar
- Merits
- House points
- Shout outs



We don't do show and tell but if your child has something linked to our topic or has made a special achievement outside of school, then we would love to see it and celebrate it in school on a Friday.

Phonics and spelling

- We use the Twinkl Phonics Scheme for our daily lessons in class. Of those we've trialled and used, it provides us with the best range of activities, interest and support for your child.
- Daily phonics session – revisiting level 5 before moving on to level 6.
- New Year Two actions linked to sounds taught.
- Every Friday we will send home some information about the sound we have just covered and what we will be doing next week. Please practice as much as you can at home.

Level 2 and 3 Actions



Focus Sounds

ay saying /ai/

day	clay
may	tray
say	spray
play	crayon

Common
Exception Words

said	so
------	----



twinkl.com

Focus Sounds

oy saying /oi/

toy	destroy
boy	annoy
joy	employ
enjoy	royal

Common
Exception Words

have	like
------	------



twinkl.com

Focus Sounds

ie saying /igh/

pie	cries
lie	tries
tie	spied
die	fried

Common
Exception Words

come	some
------	------



twinkl.com

Focus Sounds

ea saying /ee/

sea	bead
read	seat
meat	heap
treat	least

Common
Exception Words

were	there
------	-------



twinkl.com

These are the sounds and key words we have looked at over the week. I will send this home each week. Please look at these with your child, practice spelling some of the words and writing them in sentences.

Mini readers – also link to the sounds we have looked at each week. I will send home one paper copy and put the rest on Google Classroom for you to look at and read.



Fun with Jay

Kit and Sam have used their magic book to bring Jay, the alien, to visit. Read all about their exciting adventure at school!


Supports teaching:
Twinkl Phonics Level 5 Week 1



Fun with Jay

twinkl

A 'Let's Read Together!' Book



They lost him on the display. He should stay hidden!



At midday, they went for dinner. They had to tell Jay there were no toads.

Reading

- Reading every day at school – either for pleasure, as a whole class or one-to one.
- Developing a love of reading – reading books going home should be easy!
- Should be reading at home to an adult **at least three times a week, but daily if possible!** Developing understanding of what has been read.
- Please write in the Reading Record book when your child has read. Read and ask questions to help check their understanding.
- Rhino readers: mini books weekly. E books. Baseline reading assessment.
- Reading strategies

Reading Strategies

Sharp Eye

Look at the pictures.



Hop, Skip and Jump

Read to the end and come back.



Mouse the Mouth

Say the first sound.



Try on the Fly!

Try a word that makes sense.



Sound Talk It

Say each sound.



Slide the Snake

Blend the sounds together.



Chunky Monkey

Look for chunks.



Tommy Tracker

Point to each word as you read.



Don't Forget

Use your memory.
Where have you seen the word before?



Flippy Dolphin

Flip the vowel from short to long.



Reading books

- Please ensure reading books are in school every day.
- Reading books will be changed weekly if they have been read with 95% fluency and understanding.
- Flexibility to change books more regularly through the week once we have settled into routines.
- Adults MUST sign and make a note to confirm that child has completed and understood so that children can change books.
- Rhino reading books online.

Put the reading book and record into the white box next to the door. An adult will check this everyday and change whatever books are in it.



Home learning

- Tasks will be set on Google Classroom with instructions. Paper copies of the tasks will be placed in the homework book.
- Initially phonics task, mini book and e book, small maths game.
- Set on a Friday – Hand in books in on Tuesday.
- If homework is not handed in then we will spend playtime completing it.

This week, we have been learning about words that end with adjacent consonants.



Level 4

Top Tips

When two or more consonants next to each other in a word each make their own sound, we call them 'adjacent consonants', e.g. 'lk' in milk, 'st' in nest and 'mp' in chimp.

Children need practice in hearing, segmenting and blending words containing adjacent consonants so they can learn to read and write them fluently.

(n.b. Digraphs, like the 'ch' in chimp, are not called adjacent consonants in phonics because the 'c' and the 'h' go together to make one sound.)

Word List

Read these words.

milk	nest	damp	toast	soft
belt	bulb	shelf	film	next

Can you add sound buttons to each word?

We have been learning to read the common exception words **said** and **so**.
We have been learning to spell the tricky words **he**, **be**, **we**, **she** and **me**.

he we me be she



Made by teachers, perfect for parents

Free parent packs at [twinkl.co.uk/parents](https://www.twinkl.co.uk/parents)











CVCC Words



Level 4

Choose the correct adjacent consonants to spell the words.

lk mp st nd xt lb lt lf

- | | |
|--|---|
| 1.  la _____ | 5.  mi _____ |
| 2.  be _____ | 6.  wi _____ |
| 3.  toa _____ | 7.  te _____ |
| 4.  bu _____ | 8.  go _____ |

PE



Thursday and Friday - outdoor / outdoors games

Indoor kit - blue shorts, blue t-shirt (bare feet)
(verruca socks if necessary please)

Outdoor Kit - blue shorts, blue t-shirt, trainers, socks,
+ **tracksuit/vest.**

Attend school in PE Kit. Hair tied back, no earrings.

SATS

This year all the children will sit a SATS Test on Reading, Maths Arithmetic and Maths Reasoning. There is a spelling and grammar paper, but these aren't compulsory, so I don't do them!

These are nothing at all to worry about, they are more a check up on the school and won't stop your child becoming Prime Minister if they scored zero!

All the small things we are sending home each week are to help consolidate all the learning we are doing in class, having it drip fed little and often will help prepare the children for the SATS to show off everything they have learnt up to that point. It is also a great way of us knowing if they understood something (so if they take it home and have no idea – let us know!) but overall, they are just a week we eat lots of biscuits and enjoy!

Keeping in touch

- We look forward to working with you in partnership this year.
- To get in touch:
- At the classroom door at the end of the day.
- admin@allsaints.herts.sch.uk
- Telephone 01279 836006 - Mrs Hatch/Mrs Perryman or Miss Kimberley will let us know to get in touch or pass on the message

Thank you for coming!
Any questions?

