

Welcome to Year Two!



Mrs Francis and Mrs Rutt



About Year Two

Class Teachers: Mrs Rutt Monday/Tuesday/ Wednesday AM

Mrs Francis Wednesday after break /Thursday/Friday

Teaching Assistants: Mrs Gray, Mrs Sheppard, Mrs Treacy, Mrs Evans

We will also have PE lessons from a Sports Coach through Kitteridge All Sports, and Mrs Wignall will lead our Forest School Lessons (when it's our turn!).

About Year Two

- Water bottle in school daily please.
- Drop off at school gate 08:40-8.50.
- Pick up outside classroom (15:15), continue to let us know of any changes please! If pick up arrangements change, please notify the office.
- **Please name everything!** Children will keep their jumpers / cardigans in their named drawer. Named pegs will be used for coats, book bags and hats.

All Saints CE School, Bishop's Stortford

YEAR 2

Autumn

CORE SUBJECTS			
Maths	English	Science	Computing
This term we are going to be exploring place value. We will learn that ten digit numbers are made up of tens and ones. We will learn to look at what happens when we multiply and divide by 10. We will also be learning about fractions and decimals. We will be using our knowledge of multiplication and division to solve problems. We will be using our knowledge of fractions and decimals to solve problems. We will be using our knowledge of fractions and decimals to solve problems.	This term we will be learning about writing including handwriting. We will learn about our bodies and how they work. We will be learning about the human body and how it works. We will be learning about the human body and how it works. We will be learning about the human body and how it works.	This term we will be learning about animals including humans. We will learn about our bodies and how they work. We will be learning about the human body and how it works. We will be learning about the human body and how it works.	This term in computing we will be learning about the internet and how to use it safely. We will be learning about the internet and how to use it safely. We will be learning about the internet and how to use it safely.

FOUNDATION SUBJECTS				
Geography	RE	History	D&T	Art
In Geography we will study world maps, continents and oceans. We will be learning about the world and how it works. We will be learning about the world and how it works.	This term we will be learning about the Christian religion. We will be learning about the Christian religion. We will be learning about the Christian religion.	This term we will be learning about the history of the world. We will be learning about the history of the world. We will be learning about the history of the world.	This term we will be learning about Design and Technology. We will be learning about Design and Technology. We will be learning about Design and Technology.	This term we will be learning about Art. We will be learning about Art. We will be learning about Art.

Curriculum

	Autumn 1	Autumn 2	Spring 1	Spring 2	Summer 1	Summer 2
History	How have explorers changed the world?		How did we learn to fly?		What is a monarch?	
Geography		Continents and Oceans		Hot and Cold Places		Non-European Location- Mugumareng Village Zambia
Design & Technology		Mechanisms Ferris Wheel	Textiles :Puppets		A balanced diet Make a healthy wrap	
Art	Drawing Tell a story			Painting and mixed media Life in colour		Sculpture and 3D Clay houses
Physical Education	Dodging Gymnastics- Linking	Ball Skills-Hands Dance-Explorers	Ball Skills-Foot Yoga	Ball Skills -Hands 2 Forest School	Jumping Games-Attack and defend	Health and well being Team Building
Music	Hands, Feet, Heart Style: South African	Nativity Performance	I wanna Play in a band Style:Rock	Zoo Time Style: Reggae	Friendship Song Style:Pop	Year 2 Music Festival
Computing	Word Processing		We are Game Testers		Handling Data	
Online Safety	We are Year 2 rule writers Reviewing and editing our online safety guidelines	We are not online bullies Creating a strong message against online bullying	We are safe searchers Learning how to use search engines safely	We are code masters Generating strong passwords and keeping them safe	We are code masters Generating strong passwords and keeping them safe	We are game raters Understanding and applying the PEGI rating system for games
Science	Animal needs for survival Humans	Materials Plastic (sustainability project)	Plants (light and dark) Living things and their habitats	Living things and their habitats Light and dark	Plants (bulbs and seeds A) Growing up A	Bulbs and seeds B Growing up B Wildlife (sustainability project)
Religious Education	Creation—Who made the world?	Incarnation—Why does Christmas matter to Christians?	Gospel—What is the good news that Jesus brings?	Salvation—Why does Easter matter to Christians?	Islam—who is a Muslim and what do they believe?	

Parent Handbook

There is a comprehensive 'Parent Handbook' prepared each year with information about:

- Home and school communication – please read fortnightly newsletter
- Parent consultations (pupil review)
- School meals
- Uniform
- Dropping off and collection arrangements
- Breakfast club
- After school club
- Punctuality and attendance (including holidays in term time)
- It can be found at - [Welcome to All Saints C of E Primary School and Nursery](#)

Year 2 Timetable

	8.40-9	9-9.25	9.25-9.35	9.35-10.20	Break	10.40-10.55	10.55-11.55	11.55-12	Lunch	1-1.15	PM session 1 1.15-1.55	1.55-2.10	PM session 2 2.10- 2.50	2.50-3.15	
Mon	Early Morning work	Phonics	Workbooks	English		Storjtime (Voted)	Fluency Reading	Maths	Lunch	Mastering Number	Computers	Break	RE	Collective Worship	
Tues	Early Morning work	Phonics	Workbooks	English			Fluency Reading	Maths			Mastering Number		History (Aut 1) Geog (Aut 2)	Art (Aut 1) DT (Aut 2)	
Wed	Early Morning work	Phonics	Workbooks	Maths			FREDs Reading	English			Mastering Number		PPA Sports coach 1.10-1.50	Music	Singing Worship
Thurs	Early Morning work	Phonics	Workbooks	English			FREDs Reading	Maths			Mastering Number		Science	Spelling investigation 2.30-2.50	KS worship (every other week)
Fri	Early Morning work	Phonics	Workbooks	English			Book Club	Maths			Mastering Number		Indoor PE (Hall 1.15-2)	Life Skills	Collective worship (2.50)

Expectations and Behaviour

- We try our best and work hard to show our school values. This term we will focus on skills of resilience.
- Class rewards:
- Stickers
- Merits
- House points/ lucky dips
- Shout outs



We don't do show and tell but if your child has something linked to our topic or has made a special achievement outside of school, then we would love to see it and celebrate it in school on a Friday.

Phonics and spelling

- We use the Twinkl Phonics Scheme for our daily lessons in class. Of those we've trialled and used, it provides us with the best range of activities, interest and support for your child.
- Daily phonics session – revisiting some of level 5 before moving on to level 6.
- Each Monday we will send home a bookmark with that weeks sound. Please practice as much as you can at home.
- These words will be informally checked on a Monday.
- Handwriting and number formation- please practise at home. Writing Wizard App.

Focus Sound

ea saying /e/











head	healthy
bread	weather
ready	instead
deaf	breakfast

Common Exception Words

any eye



twinkl.com


 Around the apple, up the stalk and down the leaf.	 Down the bat, up and around the ball.	 Curl around the caterpillar.	 Around the drum, up and down the stick.	 Around the egg and under the cup.	 Over the fairy's head, down her dress and give her a wand.	 Around Gabi's head and wrap her scarf.	 Down the chimney to the floor, up and over the new front door.	 Down the insect's body and tail, dot the head.
 Down the jet, around its trail and dot the sun.	 Down Kit, up and around the kite and down its tail.	 Down the lolly and lick!	 Down the fork, over and over the meatballs.	 Down the leaf, up and over the nut.	 Around the orange.	 Down the puppy's neck and leg, up and around his head.	 Around the queen's head, down and up her arm.	 Down the robot's body, up and over its arm.
 Curl around and around the snake's body.	 Down the teaspoon and under the teacup, then across the top.	 Down one umbrella handle, up and down the other.	 Down the neck, up the neck.	 Down the wave, up the wave, down the wave, up the wave.	 Criss, cross.	 Swing the yoyo up, drop it all the way down and underneath.	 Zig, zag, path.	

Mini book– Paper copy to keep at home.

Comprehension- about the mini book will have adult guidance on the back. Please stick this in and answer in homework book.

Can be a mixture of child answering and adult scribing.

Also available on Google Classroom



Minibook Comprehension

Basketball with Heather 



Read the Level 5, Week 20 Minibook, "Basketball with Heather", and use your knowledge to answer these questions about the story. Remember, you can check back through the text to help with your answers.

1. What is Heather's job?

2. When they were asked to play in the team, Kit felt 'dread'. What do you think that means?

3. The class likes sport because they like to be healthy. Can you think of a different way to be healthy?

 Can you explain your ideas to the person sitting next to you?

Reading

- Reading every day at school – either for pleasure, as a whole class or one-to-one.
- Developing a love of reading – reading books going home should be easy!
- Should be reading at home to an adult **at least three times a week, but daily if possible!** Developing understanding of what has been read.
- Please write in the Reading Record book when your child has read at least once a week. Read and ask questions to help check their understanding.
- Rhino readers: mini books weekly. E books. Baseline reading assessment.
- Reading strategies

Reading Strategies

Sharp Eye

Look at the pictures.



Hop, Skip and Jump

Read to the end and come back.



Mouse the Mouth

Say the first sound.



Try on the Fly!

Try a word that makes sense.



Sound Talk It

Say each sound.



Slide the Snake

Blend the sounds together.



Chunky Monkey

Look for chunks.



Tommy Tracker

Point to each word as you read.



Don't Forget

Use your memory.
Where have you seen the word before?



Flippy Dolphin

Flip the vowel from short to long.

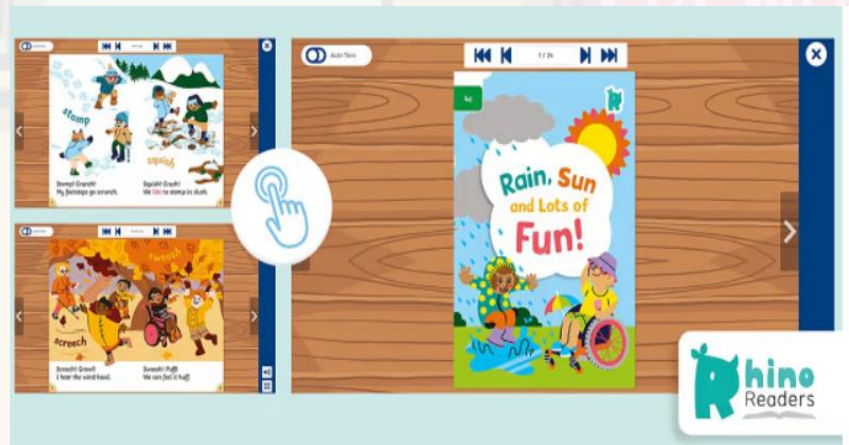


Reading books

- Please ensure reading books are in school every day.
- Reading books will be changed weekly if they have been read with 95% fluency and understanding.
- Flexibility to change books more regularly through the week once we have settled into routines.
- Adults MUST sign and make a note to confirm that child has completed and understood so that children can change books.
- Rhino reading books online.

Put the reading book and record into the white box next to the door. An adult will check this everyday and change whatever books are in it. We will remind children too!

Ebooks will be available look out for more info.



Home learning

- Tasks will be set on Google Classroom with instructions. Paper copies of the tasks will be placed in the homework book.
- Initially phonics task, mini book and e book, small maths game.
- Set on a Friday – Hand in books in on Wednesday.

This week, we have been learning about words that end with adjacent consonants.



Level 4

Top Tips

When two or more consonants next to each other in a word each make their own sound, we call them 'adjacent consonants', e.g. 'lk' in milk, 'st' in nest and 'mp' in chimp.

Children need practice in hearing, segmenting and blending words containing adjacent consonants so they can learn to read and write them fluently.

(n.b. Digraphs, like the 'ch' in chimp, are not called adjacent consonants in phonics because the 'c' and the 'h' go together to make one sound.)

Word List

Read these words.

milk	nest	damp	toast	soft
belt	bulb	shelf	film	next

Can you add sound buttons to each word?

We have been learning to read the common exception words **said** and **so**. We have been learning to spell the tricky words **he**, **be**, **we**, **she** and **me**.

he we me be she



Made by teachers, perfect for parents

Free parent packs at [twinkl.co.uk/parents](https://www.twinkl.co.uk/parents)











CVCC Words



Level 4

Choose the correct adjacent consonants to spell the words.

lk mp st nd xt lb lt lf

- | | |
|--|---|
| 1.  la _____ | 5.  mi _____ |
| 2.  be _____ | 6.  wi _____ |
| 3.  toa _____ | 7.  te _____ |
| 4.  bu _____ | 8.  go _____ |

PE



Wednesday and Friday - outdoor / gymnastics

Indoor kit - blue shorts, blue t-shirt (bare feet)
(verruca socks if necessary please)

Outdoor Kit - blue shorts, blue t-shirt, trainers, socks,
+ **tracksuit/vest.**

Attend school in PE Kit. Hair tied back, no earrings. Please take off in the morning.

SATS

These are now non-statutory across the country. We are currently looking at the guidance to see how well these new SATs serve our school. We will continue to assess the children informally and formally and supporting them to close and gaps and move forward.

If you would like any help to support your child at home please ask.

Completing the reading and homework is the best thing you can do.

Keeping in touch

- We look forward to working with you in partnership this year.
- To get in touch:
- At the classroom door at the end of the day.
- admin@allsaints.herts.sch.uk please say your child's name and class as it helps it get to us quickly.
- Telephone 01279 836006 - Mrs Hatch/Mrs Perryman or Miss Kimberley will let us know to get in touch or pass on the message

Thank you for coming!
Any questions?

